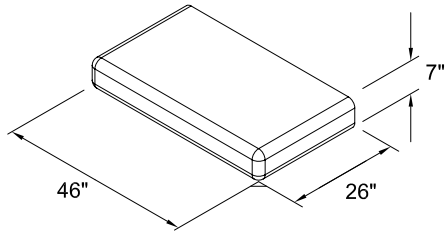


STEPS

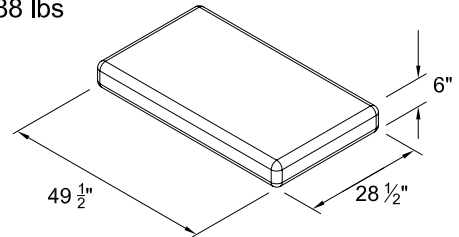
3-Sided Straight Step

Volume = 4.58 cft
Weight = ±655 lbs



4-Sided 6" Cap Block

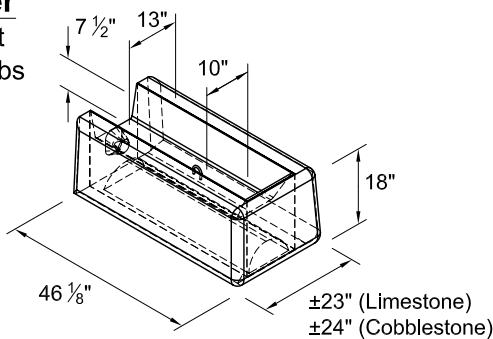
Volume = 4.81 cft
Weight = ±688 lbs



FREESTANDING CORNER BLOCKS

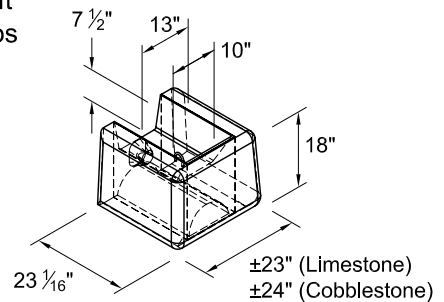
Garden Corner

Volume = 8.26 cft
Weight = ±1182 lbs



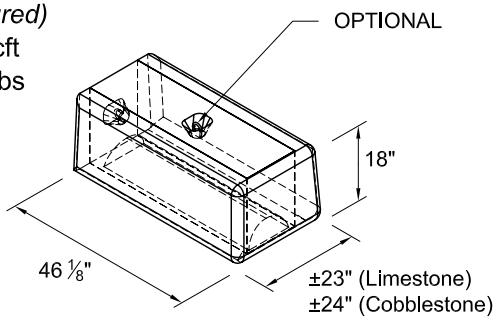
Half Garden Corner

Volume = 4.25 cft
Weight = ±607 lbs



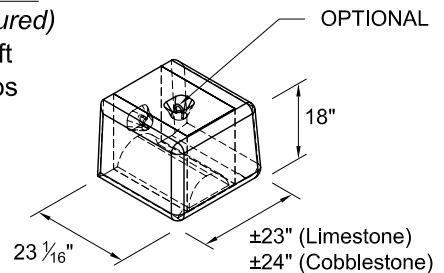
Top Corner

(Smooth or Textured)
Volume = 10.44 cft
Weight = ±1493 lbs



Half Top Corner

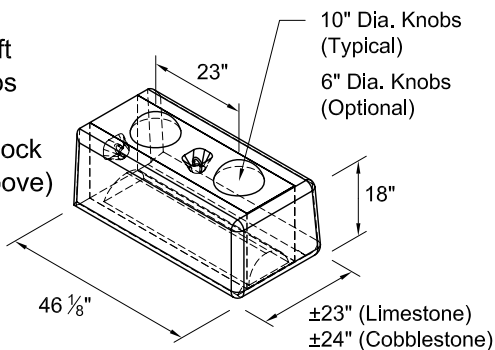
(Smooth or Textured)
Volume = 5.18 cft
Weight = ±741 lbs



Middle Corner

Volume = 10.73 cft
Weight = ±1534 lbs

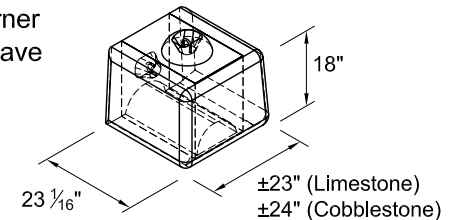
(Bottom Corner Block does not have groove)



Half Middle Corner

Volume = 5.28 cft
Weight = ±755 lbs

(Half Bottom Corner Block does not have groove)



NOTES:

Architectural faces on the blocks have varying texture.
Volumes are based on the blocks as shown.
Actual weights and volumes may vary.
Weight shown is based on 143 pcf concrete.

DRAWN BY J. JOHNSON	10/06/09	Redi-Rock® International, LLC	
CHECKED BY			
APPROVED BY		DRAWING FILE Steps and Corners for 41in Series 100609.dwg	REVISION ---
ISSUE DATE		SCALE NO SCALE	SHEET NO. 1 OF 1