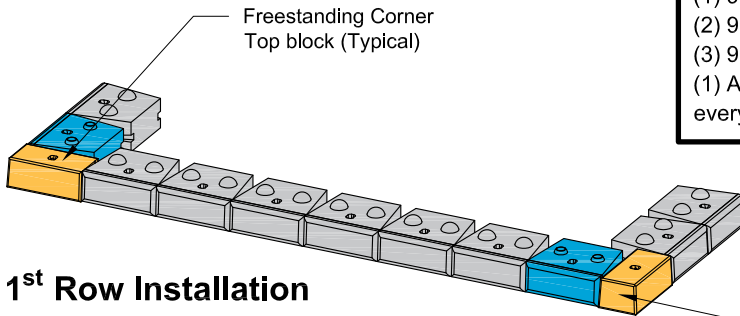


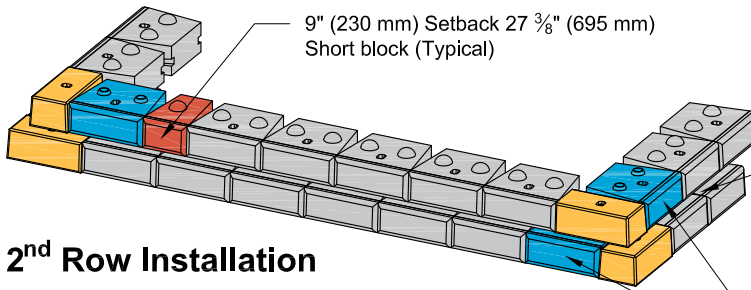
Double 90° Outside Corner for 9" (230 mm) Setback Walls

Short Block Requirements

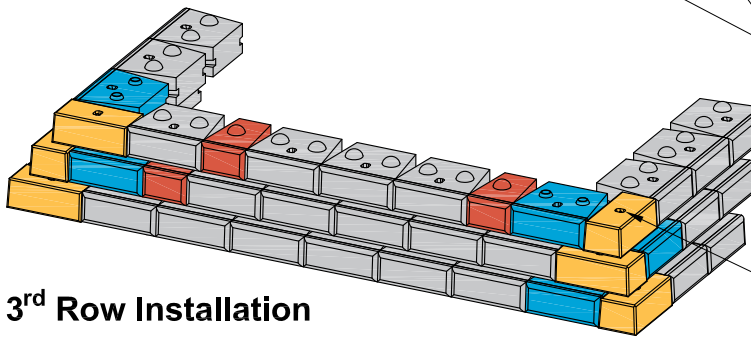
- (1) 9" (230 mm) Setback Short block on the 2nd row
- (2) 9" (230 mm) Setback Short block on the 3rd row
- (3) 9" (230 mm) Setback Short block on the 4th row
- (1) Additional 9" (230 mm) Setback Short block for every additional row to the top of the wall



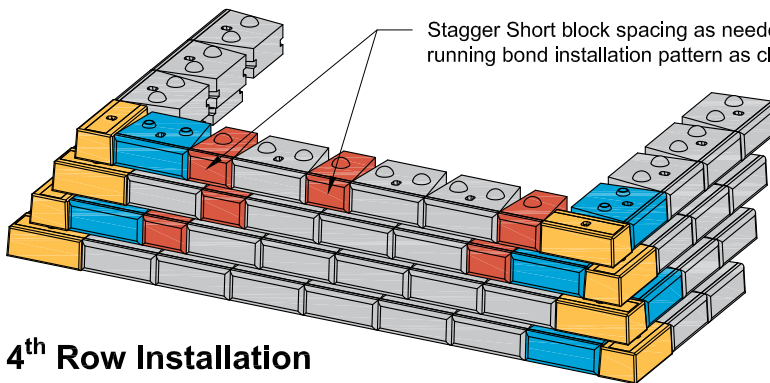
1st Row Installation



2nd Row Installation



3rd Row Installation



4th Row Installation

This drawing is for reference only. Determination of the suitability and/or manner of use of any details contained in this document is the sole responsibility of the design engineer of record. Final project designs, including all construction details, shall be prepared by a licensed professional engineer using the actual conditions of the proposed site.

DRAWN BY:	JRJ
APPROVED BY:	JRJ
DATE:	06-22-2015
SHEET:	1 of 1

TITLE:	Double Outside Corner for 9" Setback Walls
FILE:	8 Double 90deg Outside Corner - 9in Setback 062215.dwg

REDI-ROCK[®]
 05481 US 31 SOUTH, CHARLEVOIX, MI 49720
 (866) 222-8400 ext 3010 • engineering@redi-rock.com
www.redi-rock.com