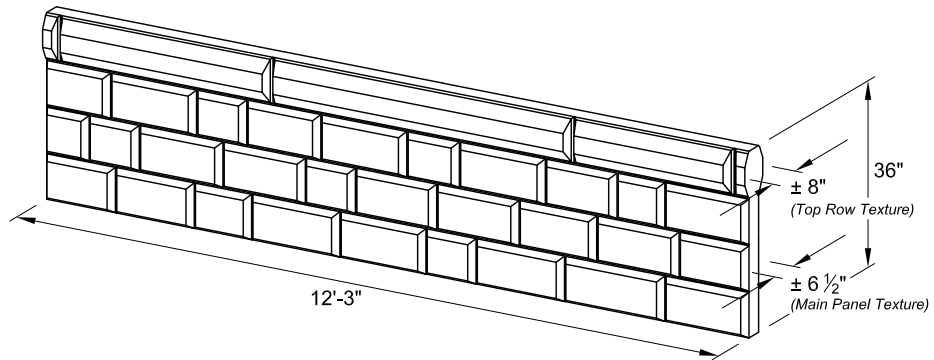


Panel Wall Series

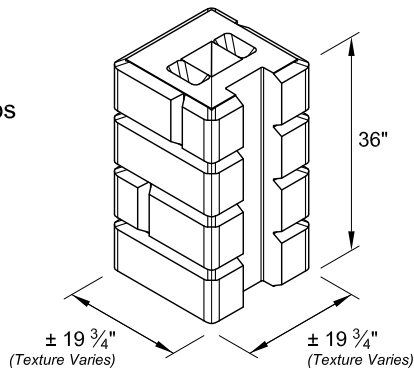
Panel

Volume = 18.6 cft
Weight = ± 2660 lbs



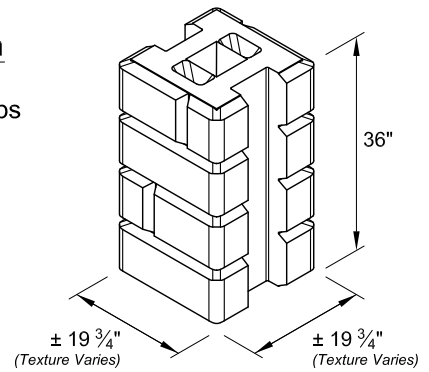
End Column

Volume = 6.7 cft
Weight = ± 960 lbs



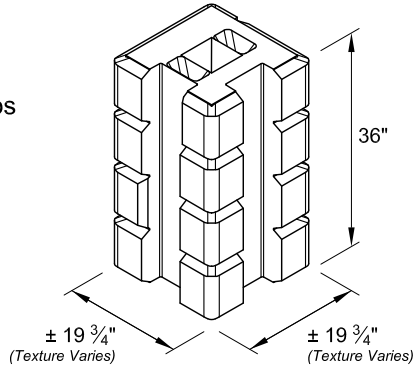
Inline Column

Volume = 6.2 cft
Weight = ± 890 lbs



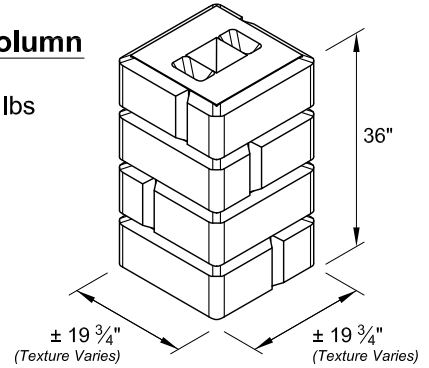
90° Column

Volume = 6.2 cft
Weight = ± 890 lbs



Four-Sided Column

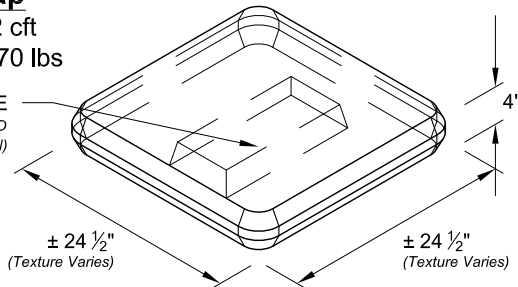
Volume = 7.2 cft
Weight = ± 1030 lbs



Column Cap

Volume = 1.2 cft
Weight = ± 170 lbs

RECESS GROOVE
(FOR COLUMN / ROD
CONNECTION)



DRAWN BY:	JRJ
APPROVED BY:	JRJ
DATE:	06-22-2015
SHEET:	1 of 1

TITLE:	<h2>Panel Wall Series</h2>	
FILE:		4 Panel Wall Series 062215.dwg

REDI-ROCK®

05481 US 31 SOUTH, CHARLEVOIX, MI 49720
(866) 222-8400 ext 3010 • engineering@redi-rock.com
www.redi-rock.com